

Terms of Use

Thanks so much for downloading Fun-A-Day's free [counting flowers emergent reader](#). I hope you find it useful with your preschool students or your own children.

You may NOT share this with friends, colleagues, your entire grade, or school/district. If you think anyone else would enjoy it, please send them to my [Counting Flowers Book post](#). By downloading this electronic file, you agree to this use for personal use/single classroom use only. Please contact me for anything beyond that.

NO part of this document may be distributed, posted on the internet, copied, edited, resold, or posted to a any type of shared drive. ALL contents of this document are under copyright protection including all text, graphics, content, and fonts. Thank you for respecting my hard work as well as the hard work of the those whose work helped create this product.

Clip Art & Fonts



Counting Flowers Emergent Reader

Print out the pages of the counting flowers book.

Fold the pages in half with the print facing **out**. Make sure the pages are separated out individually and press down along the folded edges. Keep the folded edges on the **right** and arrange the pages (the cover on the top). Staple along the **left**, where the non-folded edges are.


For specifics about using the book with children, refer to my [Counting Flowers post](#).




Counting Flowers

I see 1 red
flower.


by _____




**I see 2 orange
flowers.**




**I see 3 yellow
flowers.**




**I see 4 green
flowers.**



**I see 5 blue
flowers.**



**I see 6 purple
flowers.**



**I see a
rainbow of
flowers!**

Other Products You Might Like

